

Guide Price: £2000 - £2500 PCM. Furnished Two bedroom flat in Crystal Palace that comes with a balcony and a parking space. Sydenham Hill Railway station is within walking distance to Wavel Place. Available immediately, call now to book your exclusive viewing.

Key features

- Two bedroom flat
- Spacious Lounge
- Well-equipped Kitchen
- Three-piece Bathroom
- Parking Space
- Excellent transport links
- Sydenham Hill Train station
- Open Green Spaces of Crystal Palace Park
- Available immediately

Guide Price: £2000 - £2500 PCM.

Furnished Two bedroom flat available in the heart of Crystal Palace that comes with a well-equipped kitchen and a three piece bathroom essential for your day to day needs. This property boasts a balcony and a parking space. Enjoy the Open Green spaces of Crystal Palace Park.





There are many local amenities available such as restaurants, shops and excellent transport links. Wavel Place is walking distance to Sydenham Hill Train Station which Boards the Southern and Overground providing easy access across London.

Available immediately, call now to book your exclusive viewing.

Wavel place, Crystal Palace, SE26

Guide Price: £2000 - £2500 PCM.

 2  1

 2  1  1  1

Wavel place, Crystal Palace, SE26

 020 3422 2333  020 3422 2333

 hello@estateology.com

 25 Roman Road, Bethnal Green, London, E2 0HU

 29th Floor, One Canada Square, Canary Wharf, London, E14 5DY

© 2026 Estateology Company registration no. 9628198. Registered office: 555-557 Cranbrook Road, Gants Hill, Ilford, Essex, IG2 6HE

We have prepared these property particulars as a general guide to a broad description of the property. They are not intended to constitute part of an offer or contract. We have not carried out a structural survey and the services, appliances and specific fittings have not been tested. All photographs, measurements, floorplans and distances referred to are given as a guide only and should not be relied upon for the purchase of carpets or any other fixtures or fittings. Lease details, service charges and ground rent (where applicable) and council tax are given as a guide only and should be checked and confirmed by your Solicitor prior to exchange of contracts. The copyright of all details, photographs and floorplans remain exclusive to Estateology.