

Guide Price: £1,500 - £1,800 PCM TRANQUIL SURROUNDINGS !!!

Situated within this secure gated development is this light and airy two bedroom flat with well maintained communal gardens and lock up garage on offer too. Centrally located with excellent access to the City, Canary Wharf and Westfield Shopping Centre via Bow Church DLR and Bow Road Underground Stations. Available April 11th. Call now to arrange your exclusive viewing.

## Key features

- Secure Development
- Garage / Ample Storage
- Bow Tube Station
- Bow Church DLR
- Open Plan Kitchen / Living Room
- Furnished
- Available 11th April
- Communal Gardens




Guide Price - £1,500 - £1,800 PCM

Bright and airy, creatively designed with full of surprises along the way. Prepared to be wowed and inspired by the creativity of the owner in this first floor two bedroom apartment within a peaceful and popular development of Regent Square. This property comprises two bedrooms with laminate flooring throughout, a 4 piece bathroom suite, separate living space and kitchen. Come home to the tranquil communal gardens within this safe and secure development.

Conveniently located in Regents Square, moments away from the excellent transport links of Bow Church DLR and Bow Road

# Regents Square, Bow, London E3

Guide Price: £1,500 - £1,800 PCM

 2  1  1  1



2 1 1 1

## Regents Square, Bow, London E3

020 3422 2333 020 3422 2333

hello@estateology.com

25 Roman Road, Bethnal Green, London, E2 0HU

29th Floor, One Canada Square, Canary Wharf, London, E14 5DY

© 2024 Estateology Company registration no. 9628198. Registered office: 555-557 Cranbrook Road, Gants Hill, Ilford, Essex, IG2 6HE

We have prepared these property particulars as a general guide to a broad description of the property. They are not intended to constitute part of an offer or contract. We have not carried out a structural survey and the services, appliances and specific fittings have not been tested. All photographs, measurements, floorplans and distances referred to are given as a guide only and should not be relied upon for the purchase of carpets or any other fixtures or fittings. Lease details, service charges and ground rent (where applicable) and council tax are given as a guide only and should be checked and confirmed by your Solicitor prior to exchange of contracts. The copyright of all details, photographs and floorplans remain exclusive to Estateology.



FIRST FLOOR  
GROSS INTERNAL  
FLOOR AREA 465 SQ FT

APPROX. GROSS INTERNAL FLOOR AREA 465 SQ FT / 43.2 SQ M